



Wakefield Park Raceway

Round 3 : April 16 - 18



ASBK.COM.AU f t i y

DUNLOP SUPERSPORT 300 CHAMPIONSHIP

Practice 3

Date: 16/04/21
 Event: P15
 Weather: Mostly sunny - Temp: 18.7C
 Track: Dry - Temp: 27.7C

Started at: 15:37:47
 Laps: 17 Min
 Starters: 33
 Printed at: 16:06

CLASSIFICATION

Pos	No	Name	Machine	Fastest Lap	On Lap	Behind Leader	Behind Prev
1	72	Ben BAKER (NSW) / Yamaha / YRD / Shoei / Alpinestar / West Sliders / Sydney Dyno	Yamaha YZF-R3	1:04.473	4 of 10		
2	22	Zackary JOHNSON (VIC) / Earmold Aust. / Grinning Dingo Aust. / Rebuilder / Prebuild Solutions	Kawasaki Ninja	1:05.588	12 of 13	1.115	1.115
3	36	Angus GRENFELL (VIC) / ABU Group / Just Investments / Peek Visual / Ricondi / TERRA / Speed Angle	Yamaha YZF-R3	1:05.614	14 of 14	1.141	.026
4	16	James JACOBS (NSW) / X-Lite / Nedlands Studio / Bridgestone / Lucas Oils / EK Chains / Mototrack	Kawasaki Ninja	1:05.631	10 of 13	1.158	.017
5	78	Caleb GILMORE (MWT) / Metcher Motorsport / Siemec / Fusport / Yamaha / YRD / Yamalube	Yamaha YZF-R3	1:05.738	14 of 14	1.265	.107
6	69	Archie McDONALD (NSW) / ProGP Racing Junior Team / GB Racing / Bonamici Racing / Signpro / Pro-bolt	Yamaha YZF-R3	1:05.776	10 of 12	1.303	.038
7	3	Cameron DUNKER (NSW) / GTR MotoStars Team / RS&C / Doctor Mak / Yamaha / YRD / Link / Pirelli	Yamaha YZF-R3	1:05.778	13 of 13	1.305	.002
8	11	Brandon DEMMERY (NSW) / Motocity / Valor Developments / Jekyll & Hyde / PTT Lubricants / Addicted to Track	Yamaha YZF-R3	1:06.259	12 of 14	1.786	.481
9	49	Jake FARNSWORTH (NSW) / Full Noise Racing / Freestyle Tattoo Studio / Worth Race Developments	Kawasaki Ninja	1:06.316	5 of 14	1.843	.057
10	121	Reece OUGHTRED (VIC) / Dynoverks / Flux Fitness / TT M-cycles / Cykel / Signpro / LS2 Helmets	Yamaha YZF-R3	1:06.327	6 of 10	1.854	.011
11	99	Jacob HATCH (NSW) / Motocity / Valor Developments / Jekyll & Hyde / PTT Lubricants / Addicted to Track	Yamaha YZF-R3	1:06.328	12 of 13	1.855	.001
12	32	Jai RUSSO (NSW) / Russo Performance / YRD / Yamaha / GTR MotoStars / Ricondi / AGV / TCX	Yamaha YZF-R3	1:06.602	3 of 10	2.129	.274
13	39	Glenn NELSON (QLD) / Buddys Pest Control / Dynoverks / XXX Suspension	Yamaha YZF-R3	1:06.653	7 of 10	2.180	.051
14	35	Varis FLEMING (VIC) / MotoGo / Suspension Pro	Yamaha YZF-R3	1:06.689	6 of 13	2.216	.036
15	20	Jonathan NAHLOUS (NSW) / Complete AV / Anderson Stands / Bikebiz and Race Dynamics	Kawasaki Ninja	1:06.819	6 of 13	2.346	.130
16	97	Peter NERLICH (VIC) / Proworx / Blayney M-cycles / Well Sprung M-cycle Suspension / Penrite Oils	Kawasaki Ninja	1:06.828	14 of 15	2.355	.009
17	47	Zylas BUNTING (NSW) / Proworx / Blayney M-cycles / Well Sprung M-cycle Suspension / Penrite Oils	Kawasaki Ninja	1:06.946	13 of 15	2.473	.118
18	110	Zakary PETTENDY (NSW) / bikesales.com	Yamaha YZF-R3	1:07.021	13 of 14	2.548	.075
19	355	Laura BROWN (NSW) / Bikebiz	Yamaha YZF-R3	1:07.274	7 of 15	2.801	.253
20	12	Henry SNELL (QLD) / Ricondi / AGV	Yamaha YZF-R3	1:07.282	9 of 13	2.809	.008
21	58	Lucas QUINN (QLD)	Yamaha YZF-R3	1:07.370	6 of 9	2.897	.088
22	63	Clay CLEGG (NSW) / Williamson Bros / Akubra / Mavin Truck Centre / Central West Electrical	Yamaha YZF-R3	1:07.495	13 of 13	3.022	.125
23	88	Joseph MARINIELLO (VIC) / Traction Control M-sport / In House Innovations / Earmold Aus / Goodlife Health Clubs	Kawasaki Ninja	1:07.525	14 of 14	3.052	.030
24	181	Liam WATERS (QLD) / Moto-shed / K1 Racing	Yamaha YZF-R3	1:07.800	7 of 13	3.327	.275
25	25	Brodie GAWITH (VIC) / AGV Helmets / Ricondi	Yamaha YZF-R3	1:08.199	4 of 5	3.726	.399
26	45	Jamie PORT (VIC) / Yamaha / AGV / Pirelli / Motul / Ricondi / Verafire	Yamaha YZF-R3	1:08.443	12 of 12	3.970	.244
27	7	Zane KINNA (VIC) / Moto GC Dynoverks	Yamaha YZF-R3	1:08.725	6 of 14	4.252	.282
28	91	Taiyo AKSU (QLD) / OP Racing / MMM Motorcycles	Yamaha YZF-R3	1:09.168	3 of 12	4.695	.443
29	444	Ryan MOSCARDINI (QLD) / NQ Flooring / Sun City Yamaha / Fastbike tyres / Blue dog racing / Nolan	Yamaha YZF-R3	1:09.367	7 of 9	4.894	.199
30	222	Lincoln KNIGHT (NSW) / Knights Fencing / Excite Motorsports	Yamaha YZF-R3	1:09.443	8 of 13	4.970	.076
31	56	Jesse WOODS (TAS) / Badger Racing / Tyga Performance / Rodney Creed Chartered Accountant	Kawasaki Ninja	1:09.583	15 of 15	5.110	.140
32	51	Samuel PEZZETTA (SA) / Unitech Racing / Remo Contractors / SA Profiling / SA Crush & Recycle	Yamaha YZF-R3	1:10.752	6 of 14	6.279	1.169
33	34	Benjamin ANGELIDIS (ACT) / Full Noise Racing / Freestyle Tattoo Studio / Worth Race Developments	Kawasaki Ninja	1:21.955	1 of 1	17.482	11.203

Current qualifying record for SS300 class - 1:05.536 by Max STAUFFER (NSW) on a Yamaha R3 321 set on 23/03/19

*** SESSION REDUCED FROM 20 MINS TO 17 MINS DUE TO EARLIER TIME DELAYS ***

Chief Timekeeper - Scott Laing

Race Director - Tom Williams

Clerk of Course - Paul Hinds



www.computime.com.au
 COMPUTIME RACE TIMING SYSTEMS PTY LTD





Wakefield Park Raceway

Round 3 : April 16 - 18



DUNLOP SUPERSPORT 300 CHAMPIONSHIP

Practice 3

Date: 16/04/21
 Event: P15
 Weather: Mostly sunny - Temp: 18.7C
 Track: Dry - Temp: 27.7C

Started at: 15:37:47
 Laps: 17 Min
 Starters: 33
 Printed at: 16:06

LAP TIMES

No	Name	Lap 1	Lap 2	Lap 3	Lap 4	Lap 5	Lap 6	Lap 7	Lap 8	Lap 9	Lap 10
3	Cameron DUNKER (NSW)	1:17.856	1:08.277	1:06.833	1:06.678	1:06.877	1:09.421	1:06.388	1:06.336	1:06.408	2:19.220
10		1:15.831	1:07.710	<u>1:05.778</u>							
7	Zane KINNA (VIC)	1:18.641	1:11.225	1:09.006	1:08.816	1:10.667	<u>1:08.725</u>	1:08.922	1:09.632	1:09.477	1:09.481
10		1:09.665	1:10.146	1:09.197	1:09.416						
11	Brandon DEMMERY (NSW)	1:32.667	1:08.925	1:20.076	1:15.440	1:07.264	1:08.439	1:08.351	1:08.197	1:06.815	1:06.592
10		1:06.703	<u>1:06.259</u>	1:08.123	1:09.780						
12	Henry SNELL (QLD)	1:17.040	1:10.025	1:09.198	1:08.432	1:08.170	1:07.951	1:08.519	1:08.145	<u>1:07.282</u>	1:07.996
10		1:08.548	1:56.416	1:23.642							
16	James JACOBS (NSW)	1:16.053	1:06.811	1:06.693	1:06.487	1:06.298	1:06.546	1:05.942	1:05.978	1:06.119	<u>1:05.631</u>
10		1:58.688	1:19.129	1:05.984							
20	Jonathan NAHLOUS (NSW)	1:30.766	1:08.413	1:07.994	1:07.671	1:07.643	<u>1:06.819</u>	1:07.213	1:07.318	1:07.136	1:07.436
10		1:07.641	1:06.860	1:13.215							
22	Zackary JOHNSON (VIC)	1:18.185	1:07.892	1:06.611	1:06.485	1:06.133	1:06.519	1:06.498	2:57.877	1:20.504	1:05.729
10		1:06.339	<u>1:05.588</u>	1:05.801							
25	Brodie GAWITH (VIC)	1:18.762	1:09.482	1:10.585	<u>1:08.199</u>	11:23.048					
32	Jai RUSSO (NSW)	1:31.266	1:08.054	<u>1:06.602</u>	1:06.977	1:06.723	1:07.507	1:40.135	1:15.910	1:06.874	1:06.883
34	Benjamin ANGELIDIS (ACT)	<u>1:21.955</u>									
35	Varis FLEMING (VIC)	1:17.121	1:08.896	1:10.992	1:07.402	1:06.950	<u>1:06.689</u>	1:06.723	1:08.383	1:07.372	2:24.890
10		1:20.302	1:08.983	1:09.169							
36	Angus GRENFELL (VIC)	1:14.653	1:07.636	1:07.286	1:06.761	1:06.589	1:05.963	1:06.499	1:06.721	1:06.807	1:37.074
10		1:15.843	1:06.597	1:07.177	<u>1:05.614</u>						
39	Glenn NELSON (QLD)	1:19.585	1:07.628	1:08.000	1:06.882	1:06.743	1:06.813	<u>1:06.653</u>	1:07.015	1:07.616	1:07.096
45	Jamie PORT (VIC)	1:19.057	1:09.287	1:09.106	1:09.371	1:09.497	1:09.790	1:08.590	1:09.363	2:09.025	1:18.069
10		1:09.661	<u>1:08.443</u>								
47	Zylas BUNTING (NSW)	1:20.124	1:08.489	1:09.848	1:07.640	1:07.403	1:08.053	1:09.204	1:09.060	1:09.362	1:07.707
10		1:11.981	1:07.320	<u>1:06.946</u>	1:07.009	1:07.622					
49	Jake FARNSWORTH (NSW)	1:16.465	1:08.619	1:07.935	1:07.607	<u>1:06.316</u>	1:06.896	1:10.171	1:06.933	1:06.513	1:11.733
10		1:34.611	1:18.363	1:06.726	1:06.425						
51	Samuel PEZZETTA (SA)	1:23.676	1:14.046	1:11.849	1:11.801	1:11.339	<u>1:10.752</u>	1:10.755	1:10.828	1:11.219	1:11.112
10		1:11.163	1:10.839	1:11.058	1:10.836						
56	Jesse WOODS (TAS)	1:22.199	1:10.567	1:11.503	1:10.377	1:09.815	1:09.788	1:09.656	1:09.830	1:10.058	1:10.024
10		1:09.981	1:09.927	1:10.907	1:09.815	<u>1:09.583</u>					
58	Lucas QUINN (QLD)	1:20.853	1:09.088	1:07.458	1:08.523	1:07.510	<u>1:07.370</u>	1:07.698	1:07.811	1:08.050	
63	Clay CLEGG (NSW)	1:17.136	1:08.550	1:08.036	1:08.016	1:08.068	2:46.802	1:17.066	1:07.802	1:08.515	1:07.867
10		1:08.097	1:09.464	<u>1:07.495</u>							
69	Archie McDONALD (NSW)	1:15.965	1:07.780	1:06.919	1:08.955	1:08.583	1:08.407	1:06.337	1:06.315	1:06.904	<u>1:05.776</u>
10		1:07.478	1:06.005								

Scott Laing
 Chief Timekeeper - Scott Laing

Tom Williams
 Race Director - Tom Williams

Paul Hinds
 Clerk of Course - Paul Hinds





Wakefield Park Raceway

Round 3 : April 16 - 18



DUNLOP SUPERSPORT 300 CHAMPIONSHIP

Practice 3

Date: 16/04/21
 Event: P15
 Weather: Mostly sunny - Temp: 18.7C
 Track: Dry - Temp: 27.7C

Started at: 15:37:47
 Laps: 17 Min
 Starters: 33
 Printed at: 16:06


LAP TIMES

No	Name	Lap 1	Lap 2	Lap 3	Lap 4	Lap 5	Lap 6	Lap 7	Lap 8	Lap 9	Lap 10
72	Ben BAKER (NSW)	1:15.337	1:05.521	1:04.762	<u>1:04.473</u>	1:04.535	1:58.179	1:19.074	1:04.946	1:04.608	1:04.545
78	Caleb GILMORE (MWT)	1:15.505	1:12.335	1:09.607	1:06.867	1:06.423	1:07.223	1:07.810	1:07.180	1:06.194	1:58.274
	10	1:16.026	1:06.041	1:08.053	<u>1:05.738</u>						
88	Joseph MARINIELLO (VIC)	1:18.136	1:08.490	1:08.044	1:08.126	1:08.289	1:08.020	1:17.765	1:08.884	1:09.715	1:07.692
	10	1:24.974	1:10.006	1:17.285	<u>1:07.525</u>						
91	Taiyo AKSU (QLD)	1:37.268	1:10.510	<u>1:09.168</u>	1:10.441	2:04.313	1:22.146	1:10.055	1:09.486	1:09.448	1:09.396
	10	1:12.188	1:10.991								
97	Peter NERLICH (VIC)	1:19.637	1:08.724	1:08.940	1:07.938	1:07.242	1:09.134	1:08.188	1:11.250	1:07.650	1:07.523
	10	1:11.897	1:07.236	1:07.037	<u>1:06.828</u>	1:08.886					
99	Jacob HATCH (NSW)	1:16.143	1:11.438	1:10.591	1:07.322	1:06.849	1:06.606	1:07.037	1:34.864	1:22.158	1:15.120
	10	1:09.021	<u>1:06.328</u>	1:07.456							
110	Zakary PETTENDY (NSW)	1:22.323	1:11.877	1:09.116	1:07.909	1:08.168	1:09.638	1:07.700	1:07.067	1:15.369	1:10.165
	10	1:08.797	1:07.615	<u>1:07.021</u>	1:09.839						
121	Reece OUGHTRED (VIC)	1:19.112	1:07.963	1:07.795	1:06.987	1:06.883	<u>1:06.327</u>	1:07.567	1:06.654	1:06.859	1:08.518
181	Liam WATERS (QLD)	1:17.311	1:08.533	1:08.044	1:08.246	1:08.195	1:07.926	<u>1:07.800</u>	1:07.935	2:02.401	1:22.952
	10	1:09.855	1:09.126	1:08.782							
222	Lincoln KNIGHT (NSW)	1:21.901	1:10.708	1:10.106	1:10.845	1:09.525	1:10.142	1:09.652	<u>1:09.443</u>	1:09.835	1:10.959
	10	1:43.101	1:19.393	1:10.244							
355	Laura BROWN (NSW)	1:15.369	1:07.972	1:07.947	1:07.750	1:08.098	1:07.586	<u>1:07.274</u>	1:08.094	1:07.552	1:07.860
	10	1:09.969	1:07.515	1:08.939	1:07.938	1:08.090					
444	Ryan MOSCARDINI (QLD)	1:24.438	1:10.283	1:10.510	1:10.112	1:09.446	1:09.751	<u>1:09.367</u>	1:09.516	1:11.319	

*** SESSION REDUCED FROM 20 MINS TO 17 MINS DUE TO EARLIER TIME DELAYS ***


 Chief Timekeeper - Scott Laing


 Race Director - Tom Williams


 Clerk of Course - Paul Hinds





Wakefield Park Raceway

Round 3 : April 16 - 18



DUNLOP SUPERSPORT 300 CHAMPIONSHIP

Practice 3

Date: 16/04/21
 Event: P15
 Weather: Mostly sunny - Temp: 18.7C
 Track: Dry - Temp: 27.7C

Started at: 15:37:47
 Laps: 17 Min
 Starters: 33
 Printed at: 16:06

SPLIT TIMES

Lap	Split 1	Split 2	Split 3	Lap Time	Lap	Split 1	Split 2	Split 3	Lap Time
3 Cameron DUNKER (NSW) (7th)					10	18.789	23.769	24.034	1:06.592
1	27.563	25.186	25.107	1:17.856 P	11	18.565	23.815	24.323	1:06.703
2	18.865	24.949	24.463	1:08.277	12	18.724	23.715	23.820	1:06.259
3	18.698	24.013	24.122	1:06.833	13	18.731	24.293	25.099	1:08.123
4	18.673	23.834	24.171	1:06.678	14	18.732	25.743	25.305	1:09.780
5	18.537	24.200	24.140	1:06.877	12 Henry SNELL (QLD) (20th)				
6	19.978	25.132	24.311	1:09.421	1	26.670	25.357	25.013	1:17.040 P
7	18.655	23.855	23.878	1:06.388	2	18.928	25.500	25.597	1:10.025
8	18.479	23.931	23.926	1:06.336	3	18.899	25.088	25.211	1:09.198
9	18.560	23.981	23.867	1:06.408	4	18.934	24.726	24.772	1:08.432
10	18.923	24.746	1:35.551	2:19.220	5	18.739	24.724	24.707	1:08.170
11	27.326	24.579	23.926	1:15.831 P	6	18.814	24.583	24.554	1:07.951
12	18.823	24.787	24.100	1:07.710	7	18.791	24.890	24.838	1:08.519
13	18.614	23.570	23.594	1:05.778	8	18.852	24.582	24.711	1:08.145
7 Zane KINNA (VIC) (27th)					9	18.678	24.325	24.279	1:07.282
1	26.675	26.321	25.645	1:18.641 P	10	19.174	24.355	24.467	1:07.996
2	19.479	26.579	25.167	1:11.225	11	18.737	24.951	24.860	1:08.548
3	19.082	25.059	24.865	1:09.006	12	19.839	26.378	1:10.199	1:56.416
4	18.866	25.132	24.818	1:08.816	13	33.888	25.047	24.707	1:23.642 P
5	20.476	25.244	24.947	1:10.667	16 James JACOBS (NSW) (4th)				
6	19.150	24.801	24.774	1:08.725	1	26.363	25.062	24.628	1:16.053 P
7	18.935	25.180	24.807	1:08.922	2	18.703	24.063	24.045	1:06.811
8	20.298	24.691	24.643	1:09.632	3	18.457	24.119	24.117	1:06.693
9	18.898	25.498	25.081	1:09.477	4	18.478	23.978	24.031	1:06.487
10	19.251	25.080	25.150	1:09.481	5	18.409	24.094	23.795	1:06.298
11	19.764	24.976	24.925	1:09.665	6	18.166	24.416	23.964	1:06.546
12	19.171	25.837	25.138	1:10.146	7	18.211	23.867	23.864	1:05.942
13	19.212	25.017	24.968	1:09.197	8	18.132	23.947	23.899	1:05.978
14	19.070	25.328	25.018	1:09.416	9	18.128	24.092	23.899	1:06.119
11 Brandon DEMMERY (NSW) (8th)					10	18.034	23.827	23.770	1:05.631
1	41.012	26.206	25.449	1:32.667 P	11	18.211	24.348	1:16.129	1:58.688
2	19.626	24.608	24.691	1:08.925	12	30.895	24.191	24.043	1:19.129 P
3	22.394	25.967	31.715	1:20.076	13	18.284	23.944	23.756	1:05.984
4	21.301	25.677	28.462	1:15.440	20 Jonathan NAHLOUS (NSW) (15th)				
5	18.953	24.118	24.193	1:07.264	1	37.047	27.007	26.712	1:30.766 P
6	19.124	24.454	24.861	1:08.439	2	18.945	24.916	24.552	1:08.413
7	18.915	24.799	24.637	1:08.351	3	18.913	24.734	24.347	1:07.994
8	19.249	24.326	24.622	1:08.197	4	18.641	24.613	24.417	1:07.671
9	18.866	23.780	24.169	1:06.815					

Scott Laing
 Chief Timekeeper - Scott Laing

Tom Williams
 Race Director - Tom Williams

Paul Hinds
 Clerk of Course - Paul Hinds





Wakefield Park Raceway

Round 3 : April 16 - 18



ASBK.COM.AU f t i y

DUNLOP SUPERSPORT 300 CHAMPIONSHIP

Practice 3

Date: 16/04/21
 Event: P15
 Weather: Mostly sunny - Temp: 18.7C
 Track: Dry - Temp: 27.7C

Started at: 15:37:47
 Laps: 17 Min
 Starters: 33
 Printed at: 16:06

SPLIT TIMES

Lap	Split 1	Split 2	Split 3	Lap Time	Lap	Split 1	Split 2	Split 3	Lap Time
5	18.559	24.680	24.404	1:07.643	9	18.590	23.972	24.312	1:06.874
6	18.196	24.467	24.156	1:06.819	10	18.495	23.987	24.401	1:06.883
7	18.327	24.369	24.517	1:07.213	34 Benjamin ANGELIDIS (ACT) (33th)				
8	18.431	24.529	24.358	1:07.318	1	27.841	27.001	27.113	1:21.955 P
9	18.447	24.414	24.275	1:07.136	35 Varis FLEMING (VIC) (14th)				
10	18.717	24.421	24.298	1:07.436	1	26.890	25.617	24.614	1:17.121 P
11	18.550	24.764	24.327	1:07.641	2	19.314	24.698	24.884	1:08.896
12	18.239	24.473	24.148	1:06.860	3	19.310	26.803	24.879	1:10.992
13	20.261	27.752	25.202	1:13.215	4	18.928	24.257	24.217	1:07.402
22 Zackary JOHNSON (VIC) (2nd)					5	18.828	24.027	24.095	1:06.950
1	29.126	24.780	24.279	1:18.185 P	6	18.642	24.093	23.954	1:06.689
2	18.758	24.535	24.599	1:07.892	7	18.765	24.019	23.939	1:06.723
3	18.695	23.752	24.164	1:06.611	8	18.971	24.959	24.453	1:08.383
4	18.324	24.184	23.977	1:06.485	9	18.945	23.978	24.449	1:07.372
5	18.492	23.859	23.782	1:06.133	10	19.045	24.463	1:41.382	2:24.890
6	18.336	23.704	24.479	1:06.519	11	30.244	25.390	24.668	1:20.302 P
7	18.382	24.127	23.989	1:06.498	12	19.424	25.039	24.520	1:08.983
8	18.340	23.865	2:15.672	2:57.877	13	19.297	25.272	24.600	1:09.169
9	31.231	24.761	24.512	1:20.504 P	36 Angus GRENFELL (VIC) (3rd)				
10	18.271	23.635	23.823	1:05.729	1	23.975	25.663	25.015	1:14.653 P
11	18.326	24.042	23.971	1:06.339	2	18.771	24.542	24.323	1:07.636
12	18.534	23.404	23.650	1:05.588	3	18.645	24.360	24.281	1:07.286
13	18.242	23.818	23.741	1:05.801	4	18.516	24.075	24.170	1:06.761
25 Brodie GAWITH (VIC) (25th)					5	18.370	23.891	24.328	1:06.589
1	27.892	25.706	25.164	1:18.762 P	6	18.342	23.848	23.773	1:05.963
2	19.647	24.841	24.994	1:09.482	7	18.318	24.245	23.936	1:06.499
3	19.278	26.330	24.977	1:10.585	8	18.488	24.083	24.150	1:06.721
4	19.065	24.556	24.578	1:08.199	9	18.678	23.955	24.174	1:06.807
5	18.986	25.195	10:38.867	11:23.048	10	18.817	24.425	53.832	1:37.074
32 Jai RUSSO (NSW) (12th)					11	26.316	25.004	24.523	1:15.843 P
1	41.537	24.905	24.824	1:31.266 P	12	18.442	24.078	24.077	1:06.597
2	19.191	24.444	24.419	1:08.054	13	18.418	24.782	23.977	1:07.177
3	18.546	23.736	24.320	1:06.602	14	18.187	23.659	23.768	1:05.614
4	18.697	23.980	24.300	1:06.977	39 Glenn NELSON (QLD) (13th)				
5	18.517	24.145	24.061	1:06.723	1	29.470	25.291	24.824	1:19.585 P
6	18.845	24.299	24.363	1:07.507	2	18.714	24.405	24.509	1:07.628
7	18.709	24.985	56.441	1:40.135	3	18.707	24.851	24.442	1:08.000
8	27.499	24.106	24.305	1:15.910 P					

Scott Laing
 Chief Timekeeper - Scott Laing

Tom Williams
 Race Director - Tom Williams

Paul Hinds
 Clerk of Course - Paul Hinds



www.computime.com.au
 COMPUTIME RACE TIMING SYSTEMS PTY LTD





Wakefield Park Raceway

Round 3 : April 16 - 18



DUNLOP SUPERSPORT 300 CHAMPIONSHIP

Practice 3

Date: 16/04/21
 Event: P15
 Weather: Mostly sunny - Temp: 18.7C
 Track: Dry - Temp: 27.7C

Started at: 15:37:47
 Laps: 17 Min
 Starters: 33
 Printed at: 16:06

SPLIT TIMES

Lap	Split 1	Split 2	Split 3	Lap Time	Lap	Split 1	Split 2	Split 3	Lap Time
4	18.575	24.203	24.104	1:06.882	2	18.549	25.715	24.355	1:08.619
5	18.498	24.250	23.995	1:06.743	3	18.357	25.137	24.441	1:07.935
6	18.542	24.004	24.267	1:06.813	4	18.749	24.771	24.087	1:07.607
7	18.492	24.026	24.135	1:06.653	5	18.287	24.056	23.973	1:06.316
8	18.703	24.030	24.282	1:07.015	6	18.517	24.235	24.144	1:06.896
9	18.643	24.546	24.427	1:07.616	7	18.401	27.189	24.581	1:10.171
10	18.722	23.940	24.434	1:07.096	8	18.578	24.177	24.178	1:06.933
					9	18.361	24.218	23.934	1:06.513
					10	18.279	26.085	27.369	1:11.733
45 Jamie PORT (VIC) (26th)					11	18.509	24.696	51.406	1:34.611
1	28.389	25.370	25.298	1:19.057 P	12	29.357	24.579	24.427	1:18.363 P
2	19.375	25.046	24.866	1:09.287	13	18.336	24.269	24.121	1:06.726
3	19.083	24.975	25.048	1:09.106	14	18.220	24.199	24.006	1:06.425
4	19.174	25.112	25.085	1:09.371					
5	19.393	25.057	25.047	1:09.497					
6	19.485	25.348	24.957	1:09.790	51 Samuel PEZZETTA (SA) (32th)				
7	19.043	24.703	24.844	1:08.590	1	29.589	27.634	26.453	1:23.676 P
8	19.181	25.215	24.967	1:09.363	2	20.361	27.219	26.466	1:14.046
9	19.014	25.439	1:24.572	2:09.025	3	19.895	26.368	25.586	1:11.849
10	27.599	25.212	25.258	1:18.069 P	4	20.097	26.268	25.436	1:11.801
11	19.635	25.347	24.679	1:09.661	5	19.757	26.446	25.136	1:11.339
12	18.848	24.769	24.826	1:08.443	6	19.743	25.602	25.407	1:10.752
					7	19.958	25.552	25.245	1:10.755
47 Zylas BUNTING (NSW) (17th)					8	19.937	25.697	25.194	1:10.828
1	27.624	26.656	25.844	1:20.124 P	9	19.854	25.679	25.686	1:11.219
2	19.182	24.618	24.689	1:08.489	10	19.966	25.581	25.565	1:11.112
3	18.779	25.027	26.042	1:09.848	11	20.002	25.780	25.381	1:11.163
4	18.826	24.380	24.434	1:07.640	12	19.853	25.874	25.112	1:10.839
5	18.712	24.370	24.321	1:07.403	13	19.951	26.077	25.030	1:11.058
6	18.821	24.540	24.692	1:08.053	14	19.730	26.056	25.050	1:10.836
7	20.333	24.366	24.505	1:09.204					
8	19.311	25.153	24.596	1:09.060	56 Jesse WOODS (TAS) (31th)				
9	19.611	24.965	24.786	1:09.362	1	29.594	26.430	26.175	1:22.199 P
10	19.068	24.349	24.290	1:07.707	2	19.562	25.661	25.344	1:10.567
11	20.803	26.352	24.826	1:11.981	3	19.528	26.146	25.829	1:11.503
12	18.872	24.192	24.256	1:07.320	4	19.543	25.718	25.116	1:10.377
13	18.639	24.056	24.251	1:06.946	5	19.208	25.360	25.247	1:09.815
14	18.813	24.113	24.083	1:07.009	6	19.206	25.384	25.198	1:09.788
15	18.584	24.663	24.375	1:07.622	7	19.169	25.325	25.162	1:09.656
					8	19.277	25.295	25.258	1:09.830
49 Jake FARNSWORTH (NSW) (9th)					9	19.263	25.401	25.394	1:10.058
1	26.796	25.042	24.627	1:16.465 P	10	19.451	25.385	25.188	1:10.024

Scott Laing
 Chief Timekeeper - Scott Laing

Tom Williams
 Race Director - Tom Williams

Paul Hinds
 Clerk of Course - Paul Hinds





Wakefield Park Raceway

Round 3 : April 16 - 18



DUNLOP SUPERSPORT 300 CHAMPIONSHIP

Practice 3

Date: 16/04/21
 Event: P15
 Weather: Mostly sunny - Temp: 18.7C
 Track: Dry - Temp: 27.7C

Started at: 15:37:47
 Laps: 17 Min
 Starters: 33
 Printed at: 16:06

SPLIT TIMES

Lap	Split 1	Split 2	Split 3	Lap Time	Lap	Split 1	Split 2	Split 3	Lap Time
11	19.255	25.400	25.326	1:09.981	9	19.031	23.803	24.070	1:06.904
12	19.312	25.158	25.457	1:09.927	10	18.361	23.586	23.829	1:05.776
13	19.735	25.672	25.500	1:10.907	11	18.678	24.562	24.238	1:07.478
14	19.416	25.210	25.189	1:09.815	12	18.361	23.687	23.957	1:06.005
15	19.131	25.346	25.106	1:09.583					
58 Lucas QUINN (QLD) (21th)					72 Ben BAKER (NSW) (1st)				
1	31.309	24.904	24.640	1:20.853 P	1	25.701	24.230	25.406	1:15.337 P
2	19.384	25.010	24.694	1:09.088	2	18.059	23.593	23.869	1:05.521
3	18.853	24.263	24.342	1:07.458	3	18.092	23.236	23.434	1:04.762
4	18.757	24.861	24.905	1:08.523	4	17.928	23.281	23.264	1:04.473
5	18.753	24.469	24.288	1:07.510	5	18.000	23.206	23.329	1:04.535
6	18.692	24.305	24.373	1:07.370	6	18.843	24.246	1:15.090	1:58.179
7	18.741	24.348	24.609	1:07.698	7	31.123	24.071	23.880	1:19.074 P
8	18.827	24.422	24.562	1:07.811	8	17.987	23.512	23.447	1:04.946
9	18.791	24.529	24.730	1:08.050	9	18.128	23.152	23.328	1:04.608
					10	18.013	23.202	23.330	1:04.545
63 Clay CLEGG (NSW) (22th)					78 Caleb GILMORE (MWT) (5th)				
1	27.956	24.607	24.573	1:17.136 P	1	26.920	24.364	24.221	1:15.505 P
2	19.139	24.601	24.810	1:08.550	2	21.504	25.484	25.347	1:12.335
3	18.997	24.535	24.504	1:08.036	3	19.032	26.351	24.224	1:09.607
4	18.873	24.649	24.494	1:08.016	4	18.718	24.024	24.125	1:06.867
5	19.097	24.653	24.318	1:08.068	5	18.603	23.926	23.894	1:06.423
6	19.897	24.955	2:01.950	2:46.802	6	18.549	23.708	24.966	1:07.223
7	28.184	24.317	24.565	1:17.066 P	7	18.834	24.650	24.326	1:07.810
8	18.957	24.235	24.610	1:07.802	8	19.147	24.023	24.010	1:07.180
9	19.142	24.401	24.972	1:08.515	9	18.461	23.844	23.889	1:06.194
10	18.944	24.517	24.406	1:07.867	10	18.438	24.991	1:14.845	1:58.274
11	18.824	24.682	24.591	1:08.097	11	27.756	24.049	24.221	1:16.026 P
12	19.406	25.622	24.436	1:09.464	12	18.494	23.654	23.893	1:06.041
13	18.797	24.314	24.384	1:07.495	13	18.408	25.308	24.337	1:08.053
					14	18.390	23.562	23.786	1:05.738
69 Archie McDONALD (NSW) (6th)					88 Joseph MARINIELLO (VIC) (23th)				
1	26.715	24.776	24.474	1:15.965 P	1	27.690	25.366	25.080	1:18.136 P
2	18.602	24.134	25.044	1:07.780	2	19.039	24.910	24.541	1:08.490
3	18.723	23.880	24.316	1:06.919	3	18.985	24.534	24.525	1:08.044
4	19.186	24.080	25.689	1:08.955	4	18.726	24.738	24.662	1:08.126
5	19.239	24.614	24.730	1:08.583	5	18.993	24.614	24.682	1:08.289
6	19.198	24.820	24.389	1:08.407	6	19.163	24.536	24.321	1:08.020
7	18.524	23.781	24.032	1:06.337	7	22.540	29.442	25.783	1:17.765
8	18.434	23.735	24.146	1:06.315					

Scott Laing
 Chief Timekeeper - Scott Laing

Tom Williams
 Race Director - Tom Williams

Paul Hinds
 Clerk of Course - Paul Hinds





Wakefield Park Raceway

Round 3 : April 16 - 18



ASBK.COM.AU f t i y

DUNLOP SUPERSPORT 300 CHAMPIONSHIP

Practice 3

Date: 16/04/21
 Event: P15
 Weather: Mostly sunny - Temp: 18.7C
 Track: Dry - Temp: 27.7C

Started at: 15:37:47
 Laps: 17 Min
 Starters: 33
 Printed at: 16:06

SPLIT TIMES

Lap	Split 1	Split 2	Split 3	Lap Time	Lap	Split 1	Split 2	Split 3	Lap Time
8	19.399	24.395	25.090	1:08.884	2	18.817	26.128	26.493	1:11.438
9	19.831	24.909	24.975	1:09.715	3	19.210	26.362	25.019	1:10.591
10	18.685	24.520	24.487	1:07.692	4	18.749	24.194	24.379	1:07.322
11	19.161	40.113	25.700	1:24.974	5	18.631	23.850	24.368	1:06.849
12	21.107	24.338	24.561	1:10.006	6	18.472	23.897	24.237	1:06.606
13	18.662	33.204	25.419	1:17.285	7	18.577	23.893	24.567	1:07.037
14	18.726	24.302	24.497	1:07.525	8	20.111	24.480	50.273	1:34.864
					9	26.371	24.948	30.839	1:22.158 P
					10	23.413	25.860	25.847	1:15.120
91 Taiyo AKSU (QLD) (28th)					11	19.565	24.267	25.189	1:09.021
1	44.461	26.672	26.135	1:37.268 P	12	18.487	23.893	23.948	1:06.328
2	19.646	25.331	25.533	1:10.510	13	18.687	24.132	24.637	1:07.456
3	19.113	24.914	25.141	1:09.168					
4	19.460	25.792	25.189	1:10.441					
5	19.359	25.557	1:19.397	2:04.313	110 Zakary PETTENDY (NSW) (18th)				
6	31.358	25.430	25.358	1:22.146 P	1	29.696	26.739	25.888	1:22.323 P
7	19.393	25.307	25.355	1:10.055	2	21.167	25.376	25.334	1:11.877
8	19.359	25.050	25.077	1:09.486	3	18.946	25.131	25.039	1:09.116
9	19.286	25.077	25.085	1:09.448	4	18.750	24.665	24.494	1:07.909
10	19.189	25.125	25.082	1:09.396	5	18.737	24.638	24.793	1:08.168
11	19.057	27.379	25.752	1:12.188	6	19.871	24.825	24.942	1:09.638
12	19.881	25.889	25.221	1:10.991	7	18.945	24.374	24.381	1:07.700
					8	18.561	24.207	24.299	1:07.067
					9	19.199	29.392	26.778	1:15.369
97 Peter NERLICH (VIC) (16th)					10	20.218	24.816	25.131	1:10.165
1	27.349	26.493	25.795	1:19.637 P	11	18.883	24.999	24.915	1:08.797
2	19.306	24.497	24.921	1:08.724	12	18.465	24.487	24.663	1:07.615
3	19.393	24.597	24.950	1:08.940	13	18.531	24.243	24.247	1:07.021
4	19.085	24.233	24.620	1:07.938	14	19.154	25.727	24.958	1:09.839
5	18.707	24.090	24.445	1:07.242					
6	19.699	24.526	24.909	1:09.134	121 Reece OUGHTRED (VIC) (10th)				
7	19.064	24.265	24.859	1:08.188	1	28.825	25.466	24.821	1:19.112 P
8	19.197	24.179	27.874	1:11.250	2	18.567	24.808	24.588	1:07.963
9	18.757	24.299	24.594	1:07.650	3	18.405	24.931	24.459	1:07.795
10	18.706	24.325	24.492	1:07.523	4	18.423	24.489	24.075	1:06.987
11	20.295	26.551	25.051	1:11.897	5	18.536	24.386	23.961	1:06.883
12	18.727	24.013	24.496	1:07.236	6	18.206	24.307	23.814	1:06.327
13	18.575	24.006	24.456	1:07.037	7	18.814	24.706	24.047	1:07.567
14	18.727	23.929	24.172	1:06.828	8	18.216	24.569	23.869	1:06.654
15	18.573	24.934	25.379	1:08.886	9	18.407	24.390	24.062	1:06.859
					10	19.380	24.901	24.237	1:08.518
99 Jacob HATCH (NSW) (11th)									
1	26.541	25.041	24.561	1:16.143 P					

Scott Laing
 Chief Timekeeper - Scott Laing

Tom Williams
 Race Director - Tom Williams

Paul Hinds
 Clerk of Course - Paul Hinds



www.computime.com.au
 COMPUTIME RACE TIMING SYSTEMS PTY LTD





Wakefield Park Raceway

Round 3 : April 16 - 18



ASBK.COM.AU f t i y

DUNLOP SUPERSPORT 300 CHAMPIONSHIP

Practice 3

Date: 16/04/21
 Event: P15
 Weather: Mostly sunny - Temp: 18.7C
 Track: Dry - Temp: 27.7C

Started at: 15:37:47
 Laps: 17 Min
 Starters: 33
 Printed at: 16:06


SPLIT TIMES

Lap	Split 1	Split 2	Split 3	Lap Time	Lap	Split 1	Split 2	Split 3	Lap Time
181 Liam WATERS (QLD) (24th)					355 Laura BROWN (NSW) (19th)				
1	27.185	25.264	24.862	1:17.311 P	1	25.805	25.068	24.496	1:15.369 P
2	19.106	24.810	24.617	1:08.533	2	18.839	24.528	24.605	1:07.972
3	19.021	24.504	24.519	1:08.044	3	18.905	24.612	24.430	1:07.947
4	18.768	24.785	24.693	1:08.246	4	18.729	24.756	24.265	1:07.750
5	18.951	24.588	24.656	1:08.195	5	18.928	24.679	24.491	1:08.098
6	18.921	24.629	24.376	1:07.926	6	18.876	24.450	24.260	1:07.586
7	18.757	24.648	24.395	1:07.800	7	18.701	24.334	24.239	1:07.274
8	18.870	24.556	24.509	1:07.935	8	18.871	24.884	24.339	1:08.094
9	18.944	25.355	1:18.102	2:02.401	9	18.706	24.586	24.260	1:07.552
10	32.624	25.515	24.813	1:22.952 P	10	18.605	24.863	24.392	1:07.860
11	18.722	26.176	24.957	1:09.855	11	20.067	24.842	25.060	1:09.969
12	18.995	25.229	24.902	1:09.126	12	18.656	24.435	24.424	1:07.515
13	18.987	25.119	24.676	1:08.782	13	19.217	25.130	24.592	1:08.939
					14	18.590	25.096	24.252	1:07.938
					15	18.611	24.761	24.718	1:08.090
222 Lincoln KNIGHT (NSW) (30th)					444 Ryan MOSCARDINI (QLD) (29th)				
1	30.055	25.924	25.922	1:21.901 P	1	32.982	25.994	25.462	1:24.438 P
2	20.097	25.466	25.145	1:10.708	2	19.441	25.561	25.281	1:10.283
3	19.525	25.394	25.187	1:10.106	3	19.637	25.568	25.305	1:10.510
4	20.273	25.584	24.988	1:10.845	4	19.629	25.276	25.207	1:10.112
5	19.406	25.104	25.015	1:09.525	5	19.328	25.187	24.931	1:09.446
6	19.399	25.610	25.133	1:10.142	6	19.477	25.179	25.095	1:09.751
7	19.634	25.197	24.821	1:09.652	7	19.350	25.048	24.969	1:09.367
8	19.482	25.051	24.910	1:09.443	8	19.505	25.167	24.844	1:09.516
9	19.438	25.419	24.978	1:09.835	9	20.059	25.719	25.541	1:11.319
10	19.598	25.585	25.776	1:10.959					
11	19.769	26.043	57.289	1:43.101					
12	28.746	25.654	24.993	1:19.393 P					
13	19.377	25.594	25.273	1:10.244					

*** SESSION REDUCED FROM 20 MINS TO 17 MINS DUE TO EARLIER TIME DELAYS ***


 Chief Timekeeper - Scott Lang


 Race Director - Tom Williams


 Clerk of Course - Paul Hinds



www.computime.com.au
 COMPUTIME RACE TIMING SYSTEMS PTY LTD





Wakefield Park Raceway

Round 3 : April 16 - 18



ASBK.COM.AU f t i y

DUNLOP SUPERSPORT 300 CHAMPIONSHIP

Practice 3

Date: 16/04/21
 Event: P15
 Weather: Mostly sunny - Temp: 18.7C
 Track: Dry - Temp: 27.7C

Started at: 15:37:47
 Laps: 17 Min
 Starters: 33
 Printed at: 16:06

FASTEST LAPS SEQUENCE

Race Time	No	Name	Machine	Fastest Lap	On Lap
1:16.433	36	Angus GRENFELL (VIC)	Yamaha YZF-R3	1:14.653	1
2:24.069	36	Angus GRENFELL (VIC)	Yamaha YZF-R3	1:07.636	2
2:28.248	16	James JACOBS (NSW)	Kawasaki Ninja	1:06.811	2
3:34.941	16	James JACOBS (NSW)	Kawasaki Ninja	1:06.693	3
4:13.994	22	Zackary JOHNSON (VIC)	Kawasaki Ninja	1:06.611	3
4:41.428	16	James JACOBS (NSW)	Kawasaki Ninja	1:06.487	4
5:20.479	22	Zackary JOHNSON (VIC)	Kawasaki Ninja	1:06.485	4
5:47.726	16	James JACOBS (NSW)	Kawasaki Ninja	1:06.298	5
6:26.612	22	Zackary JOHNSON (VIC)	Kawasaki Ninja	1:06.133	5
6:50.668	36	Angus GRENFELL (VIC)	Yamaha YZF-R3	1:05.963	6
8:00.214	16	James JACOBS (NSW)	Kawasaki Ninja	1:05.942	7
8:04.714	72	Ben BAKER (NSW)	Yamaha YZF-R3	1:05.521	2
9:09.476	72	Ben BAKER (NSW)	Yamaha YZF-R3	1:04.762	3
10:13.949	72	Ben BAKER (NSW)	Yamaha YZF-R3	1:04.473	4

*** SESSION REDUCED FROM 20 MINS TO 17 MINS DUE TO EARLIER TIME DELAYS ***

Scott Laing
 Chief Timekeeper - Scott Laing

Tom Williams
 Race Director - Tom Williams

Paul Hinds
 Clerk of Course - Paul Hinds



www.computime.com.au
 COMPUTIME RACE TIMING SYSTEMS PTY LTD





Wakefield Park Raceway

Round 3 : April 16 - 18



ASBK.COM.AU f t i y

DUNLOP SUPERSPORT 300 CHAMPIONSHIP

Practice 3

Date: 16/04/21
 Event: P15
 Weather: Mostly sunny - Temp: 18.7C
 Track: Dry - Temp: 27.7C


Started at: 15:37:47
 Laps: 17 Min
 Starters: 33
 Printed at: 16:06


BEST PARTIAL TIMES

Pos	Split 1		Split 2		Split 3		LAP		Ideal	Fastest
	Name	Time	Name	Time	Name	Time	Name	Time		
1	B. BAKER	17.928	B. BAKER	23.152	B. BAKER	23.264	B. BAKER	1:04.344	1:04.473	
2	J. JACOBS	18.034	Z. JOHNSON	23.404	C. DUNKER	23.594	Z. JOHNSON	1:05.296	1:05.588	
3	A. GRENFELL	18.187	C. GILMORE	23.562	Z. JOHNSON	23.650	A. GRENFELL	1:05.614	1:05.614	
4	J. NAHLOUS	18.196	C. DUNKER	23.570	J. JACOBS	23.756	J. JACOBS	1:05.617	1:05.631	
5	R. OUGHTRED	18.206	A. McDONALD	23.586	A. GRENFELL	23.768	C. DUNKER	1:05.638	1:05.778	
6	J. FARNSWORTH	18.220	A. GRENFELL	23.659	C. GILMORE	23.786	C. GILMORE	1:05.738	1:05.738	
7	Z. JOHNSON	18.242	B. DEMMERY	23.715	R. OUGHTRED	23.814	A. McDONALD	1:05.776	1:05.776	
8	A. McDONALD	18.361	J. RUSSO	23.736	B. DEMMERY	23.820	B. DEMMERY	1:06.100	1:06.259	
9	C. GILMORE	18.390	J. JACOBS	23.827	A. McDONALD	23.829	J. FARNSWO	1:06.210	1:06.316	
10	Z. PETTENDY	18.465	J. HATCH	23.850	J. FARNSWORTH	23.934	J. HATCH	1:06.270	1:06.328	
11	J. HATCH	18.472	P. NERLICH	23.929	V. FLEMING	23.939	J. RUSSO	1:06.292	1:06.602	
12	C. DUNKER	18.474	G. NELSON	23.940	J. HATCH	23.948	R. OUGHTRE	1:06.327	1:06.327	
13	G. NELSON	18.492	V. FLEMING	23.978	G. NELSON	23.995	G. NELSON	1:06.427	1:06.653	
14	J. RUSSO	18.495	Z. BUNTING	24.056	J. RUSSO	24.061	V. FLEMING	1:06.559	1:06.689	
15	B. DEMMERY	18.565	J. FARNSWORTH	24.056	Z. BUNTING	24.083	P. NERLICH	1:06.674	1:06.828	
16	P. NERLICH	18.573	Z. PETTENDY	24.207	J. NAHLOUS	24.148	J. NAHLOUS	1:06.713	1:06.819	
17	Z. BUNTING	18.584	C. CLEGG	24.235	P. NERLICH	24.172	Z. BUNTING	1:06.723	1:06.946	
18	L. BROWN	18.590	L. QUINN	24.263	L. BROWN	24.239	Z. PETTENDY	1:06.919	1:07.021	
19	V. FLEMING	18.642	J. MARINIELLO	24.302	Z. PETTENDY	24.247	L. BROWN	1:07.163	1:07.274	
20	L. WATERS	18.642	R. OUGHTRED	24.307	H. SNELL	24.279	L. QUINN	1:07.243	1:07.370	
21	J. MARINIELLO	18.662	H. SNELL	24.325	L. QUINN	24.288	H. SNELL	1:07.282	1:07.282	
22	H. SNELL	18.678	L. BROWN	24.334	C. CLEGG	24.318	J. MARINIELL	1:07.285	1:07.525	
23	L. QUINN	18.692	J. NAHLOUS	24.369	J. MARINIELLO	24.321	C. CLEGG	1:07.350	1:07.495	
24	C. CLEGG	18.797	L. WATERS	24.504	L. WATERS	24.376	L. WATERS	1:07.522	1:07.800	
25	J. PORT	18.848	B. GAWITH	24.556	B. GAWITH	24.578	B. GAWITH	1:08.120	1:08.199	
26	Z. KINNA	18.866	Z. KINNA	24.691	Z. KINNA	24.643	Z. KINNA	1:08.200	1:08.725	
27	B. GAWITH	18.986	J. PORT	24.703	J. PORT	24.679	J. PORT	1:08.230	1:08.443	
28	T. AKSU	19.057	T. AKSU	24.914	L. KNIGHT	24.821	T. AKSU	1:09.048	1:09.168	
29	J. WOODS	19.131	R. MOSCARDINI	25.048	R. MOSCARDINI	24.844	R. MOSCARDI	1:09.220	1:09.367	
30	R. MOSCARDINI	19.328	L. KNIGHT	25.051	S. PEZZETTA	25.030	L. KNIGHT	1:09.249	1:09.443	
31	L. KNIGHT	19.377	J. WOODS	25.158	T. AKSU	25.077	J. WOODS	1:09.395	1:09.583	
32	S. PEZZETTA	19.730	S. PEZZETTA	25.552	J. WOODS	25.106	S. PEZZETTA	1:10.312	1:10.752	
33	B. ANGELIDIS	22.055	B. ANGELIDIS	27.001	B. ANGELIDIS	27.113	B. ANGELIDIS	1:16.169	1:21.955	

*** SESSION REDUCED FROM 20 MINS TO 17 MINS DUE TO EARLIER TIME DELAYS ***


 Chief Timekeeper - Scott Laing


 Race Director - Tom Williams


 Clerk of Course - Paul Hinds



www.computime.com.au
 COMPUTIME RACE TIMING SYSTEMS PTY LTD





Wakefield Park Raceway

Round 3 : April 16 - 18



ASBK.COM.AU f t i y

DUNLOP SUPERSPORT 300 CHAMPIONSHIP Combined Practices

MERGED CLASSIFICATION

Date: 16/04/21

Printed at: 16:06

Pos	No	Name	Machine	Event P04	Event P10	Event P15	Fastest Lap
1	72	Ben BAKER (NSW) / Yamaha / YRD / Shoei / Alpinestar / West Sliders / Sydney Dyno	Yamaha YZF-R3	1:05.775	1:05.375	1:04.473	1:04.473
2	22	Zackary JOHNSON (VIC) / Earmold Aust. / Grinning Dingo Aust. / Rebuilder / Prebuild Solutions	Kawasaki Ninja	1:07.141	1:06.397	1:05.588	1:05.588
3	36	Angus GRENFELL (VIC) / ABU Group / Just Investments / Peek Visual / Ricondi / TERRA / Speed Angle	Yamaha YZF-R3	1:06.999	1:06.314	1:05.614	1:05.614
4	16	James JACOBS (NSW) / X-Lite / Nedlands Studio / Bridgestone / Lucas Oils / EK Chains / Mototrack	Kawasaki Ninja	1:05.951	1:05.790	1:05.631	1:05.631
5	78	Caleb GILMORE (MWT) / Metcher Motorsport / Siemec / Fusport / Yamaha / YRD / Yamalube	Yamaha YZF-R3	1:06.525	1:05.976	1:05.738	1:05.738
6	69	Archie McDONALD (NSW) / ProGP Racing Junior Team / GB Racing / Bonamici Racing / Signpro / Pro-bolt	Yamaha YZF-R3	1:06.594	1:06.338	1:05.776	1:05.776
7	3	Cameron DUNKER (NSW) / GTR MotoStars Team / RS&C / Doctor Mak / Yamaha / YRD / Link / Pirelli	Yamaha YZF-R3	1:05.839	1:06.618	1:05.778	1:05.778
8	11	Brandon DEMMERY (NSW) / Motocity / Valor Developments / Jekyl & Hyde / PTT Lubricants / Addicted to Track	Yamaha YZF-R3	1:07.558	1:06.180	1:06.259	1:06.180
9	121	Reece OUGHTRED (VIC) / Dynoverks / Flux Fitness / TT M-cycles / Cykel / Signpro / LS2 Helmets	Yamaha YZF-R3	1:07.039	1:06.199	1:06.327	1:06.199
10	49	Jake FARNSWORTH (NSW) / Full Noise Racing / Freestyle Tattoo Studio / Worth Race Developments	Kawasaki Ninja	1:06.821	1:06.473	1:06.316	1:06.316
11	99	Jacob HATCH (NSW) / Motocity / Valor Developments / Jekyl & Hyde / PTT Lubricants / Addicted to Track	Yamaha YZF-R3	1:07.610	1:06.570	1:06.328	1:06.328
12	58	Lucas QUINN (QLD)	Yamaha YZF-R3	1:08.158	1:06.446	1:07.370	1:06.446
13	39	Glenn NELSON (QLD) / Buddys Pest Control / Dynoverks / XXX Suspension	Yamaha YZF-R3	1:07.753	1:06.590	1:06.653	1:06.590
14	32	Jai RUSSO (NSW) / Russo Performance / YRD / Yamaha / GTR MotoStars / Ricondi / AGV / TCX	Yamaha YZF-R3	1:06.611	1:06.960	1:06.602	1:06.602
15	20	Jonathan NAHLOUS (NSW) / Complete AV / Anderson Stands / Bikebiz and Race Dynamics	Kawasaki Ninja	1:07.020	1:06.641	1:06.819	1:06.641
16	35	Varis FLEMING (VIC) / MotoGo / Suspension Pro	Yamaha YZF-R3	1:08.134	1:07.272	1:06.689	1:06.689
17	97	Peter NERLICH (VIC) / Proworx / Blayney M-cycles / Well Sprung M-cycle Suspension / Penrite Oils	Kawasaki Ninja	1:07.217	1:07.244	1:06.828	1:06.828
18	47	Zylas BUNTING (NSW) / Proworx / Blayney M-cycles / Well Sprung M-cycle Suspension / Penrite Oils	Kawasaki Ninja	1:07.596	1:07.358	1:06.946	1:06.946
19	110	Zakary PETTENDY (NSW) / bikesales.com	Yamaha YZF-R3			1:07.021	1:07.021
20	355	Laura BROWN (NSW) / Bikebiz	Yamaha YZF-R3	1:07.668	1:07.217	1:07.274	1:07.217
21	12	Henry SNELL (QLD) / Ricondi / AGV	Yamaha YZF-R3	1:07.684	1:07.913	1:07.282	1:07.282
22	63	Clay CLEGG (NSW) / Williamson Bros / Akubra / Mavin Truck Centre / Central West Electrical	Yamaha YZF-R3	1:08.336	1:07.422	1:07.495	1:07.422

Scott Laing
Chief Timekeeper - Scott Laing

Tom Williams
Race Director - Tom Williams

Paul Hinds
Clerk of Course - Paul Hinds



www.computime.com.au
COMPUTIME RACE TIMING SYSTEMS PTY LTD





Wakefield Park Raceway

Round 3 : April 16 - 18



ASBK.COM.AU f t i y

DUNLOP SUPERSPORT 300 CHAMPIONSHIP Combined Practices

MERGED CLASSIFICATION

Date: 16/04/21

Printed at: 16:06

Pos	No	Name	Machine	Event P04	Event P10	Event P15	Fastest Lap
23	25	Brodie GAWITH (VIC) / AGV Helmets / Ricondi	Yamaha YZF-R3	1:08.262	1:07.460	1:08.199	1:07.460
24	88	Joseph MARINIELLO (VIC) / Traction Control M-sport / In House Innovations / Earmold Aus / Goodlife Health Clubs	Kawasaki Ninja	1:10.992	1:07.706	1:07.525	1:07.525
25	181	Liam WATERS (QLD) / Moto-shed / K1 Racing	Yamaha YZF-R3	1:08.920	1:07.823	1:07.800	1:07.800
26	7	Zane KINNA (VIC) / Moto GC Dynoverks	Yamaha YZF-R3	1:09.697	1:08.105	1:08.725	1:08.105
27	91	Taiyo AKSU (QLD) / OP Racing / MMM Motorcycles	Yamaha YZF-R3	1:09.729	1:08.130	1:09.168	1:08.130
28	45	Jamie PORT (VIC) / Yamaha / AGV / Pirelli / Motul / Ricondi / Verafire	Yamaha YZF-R3	1:10.577	1:09.332	1:08.443	1:08.443
29	222	Lincoln KNIGHT (NSW) / Knights Fencing / Excite Motorsports	Yamaha YZF-R3	1:10.163	1:09.319	1:09.443	1:09.319
30	444	Ryan MOSCARDINI (QLD) / NQ Flooring / Sun City Yamaha // Fastbike tyres / Blue dog racing / Nolan	Yamaha YZF-R3	1:10.638	1:09.820	1:09.367	1:09.367
31	56	Jesse WOODS (TAS) / Badger Racing / Tyga Performance / Rodney Creed Chartered Accountant	Kawasaki Ninja	1:10.493	1:09.765	1:09.583	1:09.583
32	51	Samuel PEZZETTA (SA) / Unitech Racing / Remo Contractors / SA Profiling / SA Crush & Recycle	Yamaha YZF-R3	1:13.308	1:11.486	1:10.752	1:10.752
33	34	Benjamin ANGELIDIS (ACT) / Full Noise Racing / Freestyle Tattoo Studio / Worth Race Developments	Kawasaki Ninja	1:14.568	1:10.776	1:21.955	1:10.776

Scott Laing
Chief Timekeeper - Scott Laing

Tom Williams
Race Director - Tom Williams

Paul Hinds
Clerk of Course - Paul Hinds



www.computime.com.au
COMPUTIME RACE TIMING SYSTEMS PTY LTD









Wakefield Park Raceway

Round 3 : April 16 - 18



ASBK.COM.AU    

DUNLOP SUPERSPORT 300 CHAMPIONSHIP

Practice 3


Date: 16/04/21
Event: P15
Weather: Mostly sunny - Temp: 18.7C
Track: Dry - Temp: 27.7C

Started at: 15:37:47
Laps: 17 Min
Starters: 33
Printed at: 16:06


RACE INFORMATION

Time	Description
15:37:47	Event Start
15:48:14	Track temps: Finish - 27.7C / Int 1 - 28.7C / Int 2 - 24.7C
15:53:47	Rider 88 (Joseph MARINIELLO) BLACK FLAG - RIDING TECHNIQUE ISSUE
15:54:49	Chequered Flag
15:58:05	Event Finish

*** SESSION REDUCED FROM 20 MINS TO 17 MINS DUE TO EARLIER TIME DELAYS ***



Chief Timekeeper - Scott Lang



Race Director - Tom Williams



Clerk of Course - Paul Hinds



www.computime.com.au
COMPUTIME RACE TIMING SYSTEMS PTY LTD

